



## LED MESH SCREEN | Zebra DIP Series

Zebra DIP series is outdoor LED screen with high transparency, high brightness, low power consumption, easy installation and high protection level. It is suitable for the building surface, building roof, outdoor advertising and other scenes installation.

### Light Weight and Ultra-slim

No frame, inside line design, seamless  
Integrated compact frame design, lightweight



### Waterproof and Dustproof

Integrated glue process design,  
military-grade IP65 full protection




### Easy to Maintain

Patented structural design  
Easy front/Rear service by one person.



### Lower Power Consumption

< 100W/m<sup>2</sup>( avg. power consumption)



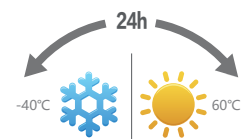
### High Transparency-55%


Less influences on indoor brightness



### High and Low Temperature Protection

All-weather resistant: -40 °C-60 °C  
and various wet weather conditions





### Cabinet size

1000mm x 1000mm x 98mm  
 1000mm x 1000mm x 88mm  
 Can be customized size and shaped

### Zebra DIP series

- Application environment : Outdoor
- Working life :  $\geq 100,000$  hours
- Cabinet material : Aluminum alloy
- Brightness : 1000 ~ 5000cd / m<sup>2</sup>
- Installation method : Hoisting / Fixing
- Certification : CE / CCC / FCC

### Application

Media facade, Building roof ,Outdoor advertising

Transparency	Colorful	Less steel structure	Thin and light	Modular	High Brightness	120° Wide viewing angle	Stable system

Model	Zebra DIP -15.625	Zebra DIP -15.625/25	Zebra DIP -20	Zebra DIP -25	Zebra DIP -31.25	Zebra DIP -50
Pixel Pitch (H/V)	15.625	15.625-25	20	25	31.25	50
Pixel Configuration (SIDE)	RGB	RGB	RGB	RGB	RGB	2R2G2B
Brightness ( CD/m <sup>2</sup> )	7000	7000	7000	7000	7000	7000
Pixel Density ( dot/m <sup>2</sup> )	4096	2560	2500	1600	1024	400
Transparency	30%	55%	52%	62%	70%	75%
Cabinet Resolution ( dot )	64 x 64	40 x 64	50 x 50	40 x 40	32 x 32	20 x 20
Module Size ( mm )	1000 x 26.625	1000 x 11	1000 x 9.5	1000 x 9.5	1000 x 9.5	1000 x 12.5
Module Resolution	64 x 2 dot	64 x 1 dot	50 x 1 dot	40 x 1 dot	32 x 1 dot	20 x 1 dot
Cabinet Weight	≤18Kg	≤17Kg	≤14Kg	≤17Kg	≤15Kg	≤13Kg
Ingress Protection (Front/Back)	IP65	IP65	IP65	IP65	IP65	IP65
Viewing Angle (H/V)	H120° V60°	H120° V60°	H120° V60°	H120° V60°	H120° V60°	H120° V60°
Viewing Distance	>15m	>25m	>20m	>25m	>32m	>50m
Gray Scale	16 bit	16 bit	16 bit	16 bit	16 bit	16 bit
Max.Power Consumption ( W/m <sup>2</sup> )	490	500	430	300	300	180
Avg.Power Consumption ( W/m <sup>2</sup> )	170	170	110	100	100	60
Refresh Rate ( Hz )	3840	3840	3840	3840	3840	3840
Input Voltage	AC100 ~ 240V , 50 / 60 Hz					
Drive Mode	Static					
Control Mode	Synchronous display with control PC by DVI					
Support Input	Composite , S-Vido , Component , VGA , DVI , HDMI , HD_SDI					
Operating Temperature	-40° C ~ 50° C ( work ) , - 40° C ~ 60° C ( store )					
Operating Humidity	35% ~ 85% ( work ) , 10% ~ 90% ( store )					