



## Rental | V-Rhea

V-Rhea is a new generation of indoor rental series with strong frame design, modular design of cabinets, modules and power box. It chooses black SMD1515 and dark black mask to make better effect with low gray scale . It adopts front and back service to make cabinet maintenance more convenient.


### Light Weight

Lightweight and strong, die-cast aluminum frame with 8.6kg/panel




### Internal and External arc design

Unique fast lock, easy and fast assembling, adopt 4 arcs ( -5° -25° 0° 5° )



### Protection Corner Design

Better protection for cabinet and module when standing and transporting




### Quick Installation

Advanced locking system for quick and easy installation



### Front/Rear Service

Modular design, front and rear maintenance , independent disassembling cabinet





### Cabinet size

500 x 500 x 81mm

### Applications

Concert,TV party, Large-scale entertainment programs, commercial exhibitions

### V-Rhea Leasing Series

- Using environment : Indoor
- Refresh rate :  $\geq 3840\text{Hz}$
- Box material : Die-casting aluminum
- Brightness :  $1000 \sim 1500\text{cd} / \text{m}^2$
- Installation method : Hoisting / fixed
- Certification : CCC / CE / ETL / FCC



High Brightness



Modular



Anti-vibration network port



Protect from knocking the lamp



Wide viewing angle



Mixed batch use



Protect the Angle



Stable system

Model	V-Rhea-2.5	V-Rhea-2.9	V-Rhea-3.9	V-Rhea-4.8
Pixel Pitch	2.5mm	2.97mm	3.91mm	4.81mm
LED Configuration	SMD1515	SMD1515	SMD2121	SMD2121
Pixel Density(dot/m <sup>2</sup> )	160000	112896	65536	43264
Module Size(mm)	500 x 250 x 15	500 x 250 x 15	500 x 250 x 15	500 x 250 x 15
Module Resolution(Dot)	200 x 100	168 x 84	128 x 64	104 x 52
Cabinet Resolution(Dot)	200 x 200	168 x 168	128 x 128	104 x 104
Cabinet Weight(/Panel)	8.6kg	8.6kg	8.6kg	8.6kg
Ingress Protection(Front/Back)	IP30	IP30	IP30	IP30
Brightness(CD/m <sup>2</sup> )	1000 ~ 1500	1000 ~ 1500	1000 ~ 1500	1000 ~ 1500
Viewing Angle (H/V)	140° / 140°	140° / 140°	140° / 140°	140° / 140°
Viewing Distance	>2m	>3m	>4m	>5m
Gray Scale	16 bit	16 bit	16 bit	16 bit
Max.Power Consumption	620 W/m <sup>2</sup>	620 W/m <sup>2</sup>	550 W/m <sup>2</sup>	550 W/m <sup>2</sup>
Avg.Power Consumption	180	180	160	160
Refresh Rate(Hz)	$\geq 3840$	$\geq 3840$	$\geq 3840$	$\geq 3840$
Drive Mode	25S	21S	16S	13S
Input Voltage	AC110 ~ 240V, 50 / 60 Hz			
Control Mode	Synchronous display with control PC by DVI			
Signal Input	Composite, S-Vido, Component, VGA, DVI, HDMI, HD_SDI			
Operating Temperature	0° C ~ 40° C ( work ), - 20° C ~ 60° C ( store )			
Operating Humidity	35% ~ 85% ( work ), 10% ~ 90% ( store )			
Life Span	$\geq 100,000$ hours			